

# Jimny

Major Specifications and Equipment





# Nobody But Jimny

My photographic journey began with a survey of the landscape. For the next few weeks, this vast wilderness was home for me, my camera and the Jimny.

# Day 1

The hills were steep and rocky, but the Jimny handled them well.  
When the skies grew dark, I decided to rest and think about the long journey ahead.







## Day 5

Rain hit with a vengeance, but the slippery terrain didn't slow me down. The Jimny took everything in stride and I continued on my journey.





## INTERIOR

### Stay focused on what matters most

In the Jimny, there's little to distract you from driving. Its stylish black interior is humble yet handsome, and controls are designed for quick and easy operation even when wearing gloves.

#### Down-to-earth design

Relish the sheer pleasure of simple, straightforward and sensible design. Colours are minimal. Every detail is thoughtfully and attractively crafted to support serious off-roading.

#### Illuminated meter cluster

In sunlight and moonlight, on and off the road, the meters are always illuminated for clear viewing. Their functional design complements the straightforward beauty of the interior.

#### Steering system

Keep in touch with the terrain, thanks to a robust ball-screw steering system that provides sufficient feedback yet minimises kickback. The steering wheel is leather wrapped\* for a touch of luxury and can be vertically adjusted up to 35mm.

\*GLX grade

#### Infrared touchscreen

Even while wearing gloves, enjoy easy fingertip command of the audio system via the 7-inch infrared touchscreen\*. The Smartphone Linkage Display Audio works with Apple CarPlay, Android Auto™ and MirrorLink™ which allows the use of various smartphone applications.

\*Optional for GLX



Apple CarPlay is available in the countries listed at the following link:<http://www.apple.com/ios/feature-availability/#applecarplay-applecarplay>  
 \*For more details including iPhone models compatible with Apple CarPlay see:<http://www.apple.com/ios/carplay/>  
 \*Apple, Apple CarPlay and iPhone are trademarks of Apple Inc., registered in the U.S. and other countries.  
 \*Android Auto is available in the countries listed at the following link:<https://www.android.com/auto/whit-the-road>  
 \*Requires the Android Auto app on Google Play and an Android compatible smartphone running Android™ 5.0 Lollipop or higher.  
<https://support.google.com/androidauto/#6140477>  
 \*Android and Android Auto are trademarks of Google LLC.  
 \*MirrorLink™ is compatible with the smartphones listed at the following link:<https://cert.mirrorlink.com/ProductListing/>  
 \*MirrorLink™ is a registered trademark of the Car Connectivity Consortium LLC.



Note: The shift lever is in the "N" (Neutral) position for illustrative purposes only. When parked, always put the lever in "P" (Park).

## Depend on robust authenticity

Four uncompromising features define the Jimny as a serious off-road machine – a robust ladder frame, three ample body angles, 3-link rigid axle suspensions with coil springs and 4WD with a low-range transfer gear.



\*European specification



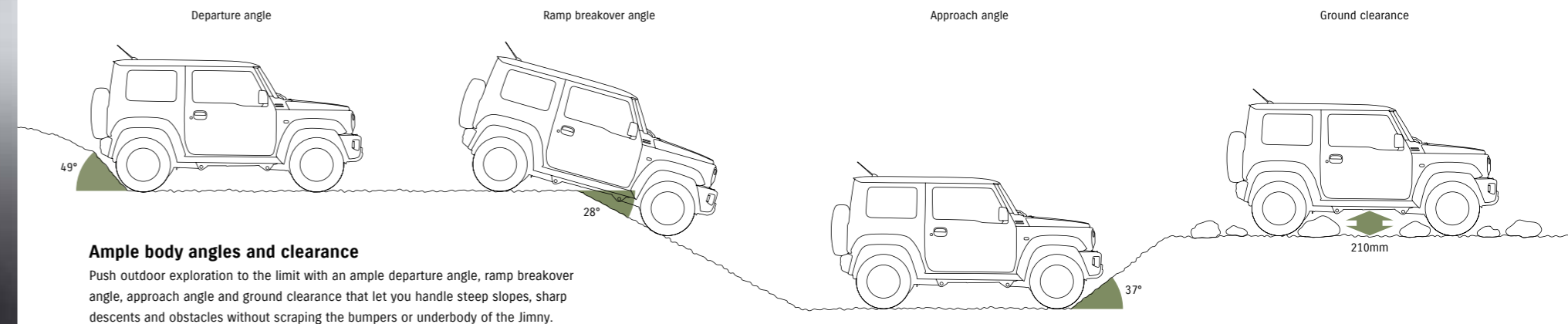
\*European specification

### Rigid ladder frame

From the very first generation, the Jimny has always featured a ladder frame that offers a solid foundation for serious off-road performance.

### 3-link rigid axle suspension with coil spring

Settle for nothing less than full-width rigid axles in both the front and rear, which help the Jimny ensure superior grip on diverse surfaces. When an obstacle pushes one wheel up, the axle presses the other wheel down to increase tyre contact in rough road conditions.



### Ample body angles and clearance

Push outdoor exploration to the limit with an ample departure angle, ramp breakover angle, approach angle and ground clearance that let you handle steep slopes, sharp descents and obstacles without scraping the bumpers or underbody of the Jimny.



### 4WD with low range transfer gear

At your command, the Jimny adapts to every situation. Shift the transfer lever to the 4L mode when the going gets tough for maximum torque and traction. On flat off-road trails and snow-covered roads, enter 4H to enjoy 4WD traction at higher speeds. Once you return to paved roads, shift to the 2H (2WD) mode for a smoother, quieter and more fuel efficient ride. Let ALLGRIP PRO satisfy your adventurous mind with its on and off-road mastery.

**ALLGRIP**  
PRO

GLX



GL



GA



■ Exterior colour



**Two-tone colours** Kinetic Yellow + Bluish Black Pearl 3 (DG5)



**Two-tone colours** Chiffon Ivory Metallic + Bluish Black Pearl 3 (2BW)



**Single-tone colours** Bluish Black Pearl 3 (ZJ3)



**Single-tone colours** Silky Silver Metallic (Z2S)



**Two-tone colours** Brisk Blue Metallic + Bluish Black Pearl 3 (CZW)



**Single-tone colours** Jungle Green (ZZC)



**Single-tone colours** Medium Gray (ZVL)



**Single-tone colours** White (26U)

Major Equipment

Engine		Petrol		
		1.5L		
Drive system		Part-time 4WD (ALLGRIP PRO)		
Transmission		5MT	5MT/ 4AT	4AT
Grade		GA	GL	GLX
CHASSIS				
Tyres and wheels	195/80R15 + steel wheels	S	-	-
	195/80R15 + alloy wheels	-	S	S
Spare tyre and wheel	195/80R15 + steel wheel	S	-	-
	195/80R15 + alloy wheel	-	S	S
EXTERIOR				
Front grille	Black colour	S	S	S
Wheel arch extensions	Material colour	S	S	S
Drip rails		S	S	S
Outside door handles	Body colour	-	-	S
Tailgate opener	Key	S	-	-
	Centre door lock	-	S	S
VISIBILITY				
Headlamps	Halogen multi-reflector	S	S	-
	LED projector	-	-	S
Headlamp levelling device	Manual	-	-	S
Automatic lamps		-	-	S
Lamp washer		-	-	S
Fog lamps	Front	-	S	S
Green-tinted windows	Front door windows	S	S	S
	Quarter & tailgate windows	S	S	S
UV-cut glass	Windscreen	S	S	S
Wipers	Front: 2-speed (low, high) + intermittent + washer	S	S	S
	Rear: 1-speed + washer	S	S	S
Tailgate window demister		S	S	S
Outside door mirrors	Black (painted)	-	-	S
	Electrically adjustable	-	S	S
Day / night rearview mirror	Manual dimming	S	S	S
STEERING AND INSTRUMENT PANEL				
3-spoke steering wheel	Urethane	S	S	-
	Leather covered	-	-	S
	With audio controls	S	S	S
	With cruise control	-	-	S
	With hands-free phone control	-	O <sup>1</sup>	O <sup>1</sup>
	Tilt-adjust	S	S	S
Power steering		S	S	S
Tachometer		S	S	S
Light-off and key reminder	Alarm	S	S	S
Driver's seatbelt reminder	Lamp & alarm	S	S	S
Door ajar reminder	Lamp	S	S	S
Low fuel warning	Lamp	S	S	S
DRIVING AMENITIES				
Digital clock		S	S	S
Electric windows (Front)	Driver's side (up/down auto)	-	S	S
	Passenger's side	-	S	S
Central door locking (including tailgate switch (driver's side)		-	S	S
Remote-control door locks	With hazard lamp answerback function	-	S	S
Air conditioner	Manual	S	S	-
	Auto	-	-	S
Heater		S	S	S
Pollen filter		S	S	S
Audio	Antenna (mounted at rear of roof)	S	S	S
	Speaker x 2	S	S	S
	Audioless(2DIN Garnish w/o box)	S	S	S
	MP3/WMA compatible CD player + Bluetooth**	-	O <sup>1</sup>	O <sup>1</sup>
	Smartphone linkage display audio + Bluetooth**	-	-	O <sup>2</sup>
Cruise control		-	-	S

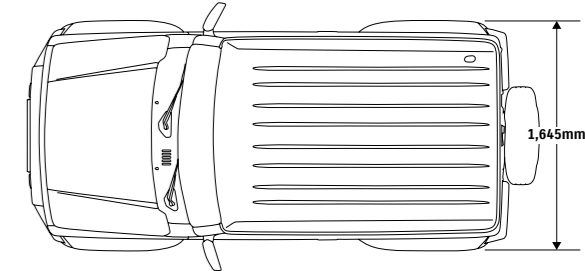
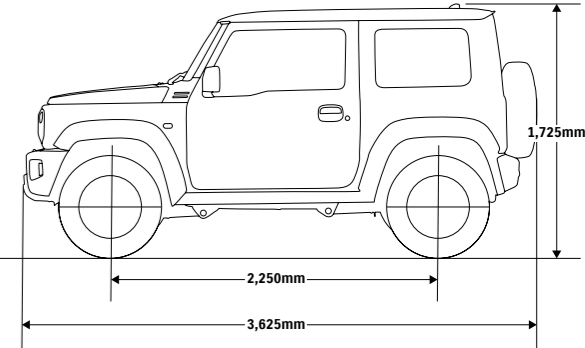
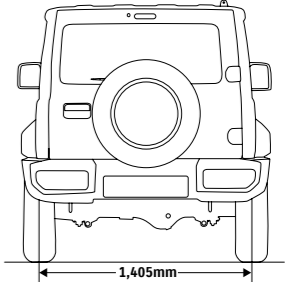
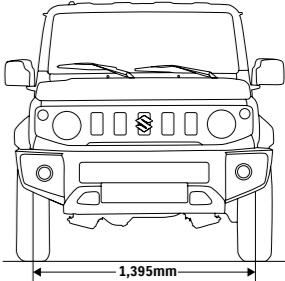
Engine		Petrol		
		1.5L		
Drive system		Part-time 4WD (ALLGRIP PRO)		
Transmission		5MT	5MT/ 4AT	4AT
Grade		GA	GL	GLX
INTERIOR				
Cabin lights	Front cabin light (3-position)	S	S	S
	Rear cabin light (3-position)	-	-	S
Driver's sun visor		S	S	S
	With ticket holder	-	-	S
	With vanity mirror	-	-	S
Passenger's sun visor		S	S	S
	With ticket holder	-	-	S
	With vanity mirror	-	-	S
Assist grips	Passenger's side	S	S	S
	Rear x 2	S	S	S
Cup holder	Centre console	S	S	S
Shift knob	Urethane	S	S	S
	With chrome	-	S (MT)	-
	With piano black	S	S (AT)	S
Parking brake release button	Black	S	-	-
	Chrome	-	S	S
12V interior accessory socket	Centre console x 1	S	S	S
	Luggage room x 1	-	-	S
USB socket	Centre console x 1	-	O <sup>1</sup>	O <sup>2</sup>
Remote fuel lid opener		S	S	S
Inside door openers	Chrome	-	S	S
SEATS				
Front seats	Walk-in mechanism (passenger's side)	S	S	S
Rear seat	50:50-split single-folding	-	S	S
	Head restraints x 2	S	S	S
Seat upholstery material	Fabric	S	S	S
LUGGAGE AREA				
Luggage Box (for Flat Floor)		-	-	S
SAFETY AND SECURITY				
SRS front dual airbags		S	S	S
Seatbelts	Front: 3-point ELR seatbelts x 2	S	S	S
	with pretensioners and force limiters	S	S	S
	Rear: 3-point ELR seatbelts x 2	S	S	S
ISOFIX child seat anchorages	Rearx2	S	S	S
Pedal Release System	Brake & clutch	S	S	S
Side impact door beams		S	S	S
ABS		S	S	S
ESP***		S	S	S
Hill hold control		S	S	S
Hill descent control		S	S	S
Brake assist function		S	S	S
Shift lock/key interlock (AT)		-	S (AT)	S
High-mount stop lamp		S	S	S
Immobilizer		S	S	S

S : Standard O : Option - : Not Available  
O<sup>1</sup> - O<sup>2</sup>: Set option  
\* :Bluetooth is a registered trademark of Bluetooth SIG, Inc.  
\*\*:ESP is a registered trademark of Daimler AG.

Major Specification

Number of doors		3	
Engine		Petrol	
		1.5L VVT	
Drive system		Part-time 4WD (ALLGRIP PRO)	
Transmission		5MT	4AT
DIMENSIONS			
Overall length	Front bumper to rear bumper	mm	3,480
	Front bumper to spare wheel	mm	3,625
Overall width		mm	1,645
Overall height		mm	1,725
Wheelbase		mm	2,250
	Front	mm	1,395
Tread	Rear	mm	1,405
		m	4.9
Minimum turning radius		mm	210
Approach angle		deg.	37
Ramp breakover angle		deg.	28
Departure angle		deg.	49
CAPACITIES			
Seating capacity	persons		4
Luggage capacity	Max. volume	litres	830
	Rear seatback folded (VDA method)	litres	377*
	Rear seatback raised (VDA method)	litres	85*
Fuel tank capacity	litres		40
ENGINE			
Type			K15B
Number of cylinders			4
Number of valves			16
Piston displacement	cm³		1,462
Bore x stroke	mm		74.0 x 85.0
Compression ratio			10
Maximum output	kW/rpm		75/6,000
Maximum torque	N-m/rpm		130/4,000
Fuel distribution			Multipoint injection
TRANSMISSION			
Type			
Gear ratio	1st	5MT	4AT
		4.425	2.875
	2nd	2.304	1.568
	3rd	1.674	1.000
	4th	1.190	0.697
	5th	1.000	-
Final gear ratio	Reverse	5.151	2.300
		4.090	4.300
Transfer gear ratio	High	1.000	1.320
	Low	2.002	2.644
CHASSIS			
Steering			Recirculating ball
Brakes	Front		Solid disc
	Rear		Drum, leading and trailing
Suspension	Front		3-link rigid axle with coil spring
	Rear		3-link rigid axle with coil spring
Tyres			195/80R15
WEIGHTS			
Kerb weight (min./with full options)	kg	1,090/1,135	1,110/1,135
Gross vehicle weight	kg		1,435
PERFORMANCE			
Maximum speed	km/h	145	140

All figures are manufacture's data and may vary for each market.  
\* Measured without luggage box.





Standard and optional equipment available may vary for individual markets. Please enquire at your dealers, as specifications and illustrations may refer to models not available in your region.

SUZUKI MOTOR COMPANY reserves the right to change, without notice, prices, colours, materials, equipment, specifications and models, and also to discontinue models. All photographs in this leaflet were taken with relevant permission. Images of the vehicles without number plates on public roads are composite photos.

THE COMMERCIAL & INDUSTRIAL COMPANY



06 4001001  
[www.cic.com.jo](http://www.cic.com.jo)  
@ suzukijordancic  
Suzuki Jordan (CIC)